



How to submit species observations using the Public Observations Survey123 app

To begin you first need to download and install the “Survey 123” app from the Apple App store (iPhone) or the Android Play store (Android)

Download the survey in Survey 123

Scan then QR code with your phone’s camera. Survey 123 will then download and load the survey on your device.

You can also use the link below to download the survey.

<https://arcg.is/1mOXiS1>





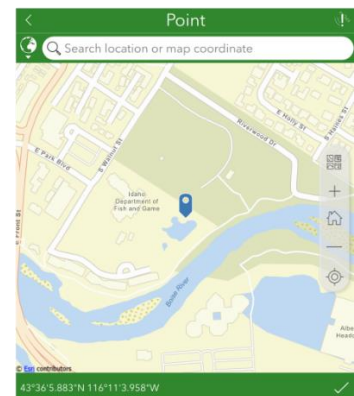
Submitting an observation



1. Open the Survey123 app

2. Open the Public Observation survey. Click 'Collect' to open a new observation.

3. Select your location. Click on the  to use your location or the  to select a point on the map.



4. Tell us about your observation. Make sure to include your name, email, and a detailed species account to help us verify observations.



5. Add a photo. Click on the 'Photographed' button and take or attach a photo.

6. Submit! Click 'Send Now' to submit or 'Save in Outbox' to save till later (like if you're out of service).