



# 2017-2018 & 2018-2019 GRAY WOLF HUNTING & TRAPPING SEASONS & GENERAL RULES

## General Rules

**Evidence of Sex:** Must be left attached to the hide of any wolf taken. External evidence of sex (scrotum, penis, or testicles for males, or vulva for females) must be left naturally attached to the hide until the mandatory check requirement has been satisfied. Either sex may be taken.

**Tags:** No person may take more wolves than the number for which he or she possesses legal tags. Tags must be validated and securely attached immediately upon killing a wolf.

**Big Game Feeding Sites:** It is unlawful to hunt, trap or pursue wolves within one-half mile of any active Idaho Fish and Game big game feeding site.

**Weapons Restrictions:** Same as for other big game animals, see page 98. Except it is legal to dispatch a trapped gray wolf with a rimfire rifle, rimfire handgun or muzzle-loading handgun.

**Electronic Calls:** Electronic calls may be used to attract wolves for the purpose of harvest.

**Telemetry:** It is unlawful to take wolves with the aid of radio-telemetry.

**Dogs:** Use of dogs to attract or pursue wolves is prohibited.

**Retrieving Meat:** Hunters and trappers are not required to retrieve meat from a harvested wolf. For tips on skinning a wolf, contact a regional Fish and Game office, see page 4.

**Wolves with Radio Collars:** Biologists use radio collars to monitor wolf activity, assess population status and help determine future hunting opportunity. Hunters and trappers are required to return any radio collars when they check in their wolves.

**Mandatory Report and Check:** Hunters and trappers must report killing a wolf **within 10 days of date of kill by calling the Wolf Reporting Number at 1-855-648-5558**. They must also, within 10 days of the date of kill, present the skull and hide to a Fish and Game regional office or conservation officer for removal and retention of a premolar tooth and to have the hide tagged with an official state export tag. To have a raw wolf hide in their possession without an official export tag attached, a person must have a fur buyer or taxidermist license or appropriate import documentation, except during the open season and for 10 days after the close of the season.

Fish and Game's headquarters office is not equipped to check in wolves. In the Boise area, these animals can be checked Monday through Friday, at the Fish and Game regional office in Nampa, 3101 S. Powerline Road, 208-465-8465, between 8 a.m. and 5 p.m. or by appointment at the Garden City facility, 109 W. 44th St., 208-327-7095.

A trapper or hunter may authorize another person to comply with the mandatory report, provided that person has enough information to accurately complete the necessary form. Proxy statement required, see page 100.



**Please thaw your gray wolf hide and skull before bringing it in for tagging. Staff members may not be able to check a frozen hide or skull.**

**Nonresident Deer or Elk tags:** A nonresident deer or elk tag, excluding Nonresident Junior Mentored/DAV deer and elk tags, may be used to tag a black bear, mountain lion or gray wolf. See page 110 for details.

## Wolf Hunting and Trapping Tags

Hunters may buy up to five gray wolf hunting tags per calendar year. Certified wolf trappers may buy up to five gray wolf trapping tags per trapping season for use in those zones with an open trapping season. In addition to the gray wolf trapping tags, certified wolf trappers may use wolf hunting tags in zones in which both the hunting and trapping seasons are open at the same time. Wolf trapping tags may also be used for wolves that are hunted in zones in which both the hunting and trapping seasons are open at the same time. All hunting and trapping seasons and tag limits apply.

Please note that gray wolf trapping tags are valid for the entire trapping season, and expire on June 30 of that trapping year. Gray wolf hunting tags, however, are valid only for a single calendar year and expire on December 31 of that year.

### Can a trapper use a wolf hunting tag on a trapped wolf?

A person possessing a valid trapping license, with a Wolf Trapper Education course validation, may use a valid wolf hunting tag on a trapped wolf, as long as the trapping occurs in a unit that has open wolf hunting and trapping seasons.

## Can a trapper use a wolf trapping tag on a wolf not restrained by a trap?

A person possessing a valid trapping license, with a Wolf Trapper Education course validation, may use a valid wolf trapping tag to harvest a wolf not restrained by a trap, as long as they also possess a valid hunting license and there is an open hunting and trapping season in the unit.

Harvest of trapped wolves and harvest of wolves not restrained by traps must comply with all wolf trapping and hunting rules, methods of take, and harvest reporting requirements.

## Wolf Hunting Rules

**Bait:** Hunting big game over bait is illegal, except for black bears. Wolves may be taken incidentally to bear baiting. It is unlawful to hunt wolves within 200 yards of the perimeter of any designated dump or sanitary landfill.

## Wolf Trapping Rules

A person must attend a wolf trapper education class and have a valid trapping license before trapping for wolves. Information on Wolf trapper classes is posted on the Fish and Game website. Dates and times are posted on the Fish and Game website [idfg.idaho.gov](http://idfg.idaho.gov).

Trappers must check traps at least every 72 hours.

**Methods of take:** Ground sets are the only legal set allowed for trapping gray wolves. Ground sets are defined as any foothold trap, body-gripping trap or snare originally set in or on the land, including any traps elevated up to a maximum of 36 inches above the natural ground level. Snares must be equipped with diverters and either a break-away device or a stop within the snare loop, see page 80. The inside jaw spread of foot-hold traps must not exceed nine (9) inches.

It is unlawful:

- To place any ground set on, across, or within five (5) feet of center line of any maintained public trail.
- To place any ground set on, across, or within any public highway; EXCEPT ground sets may be placed underneath bridges and within and at culverts that are part of a public highway right-of-way.
- To place any ground set incorporating snare, trap, or attached materials within three hundred (300) feet of any designated public campground, trailhead, or picnic area. Cage or box live traps are permitted within three hundred (300) feet of designated public campgrounds, trailheads, or picnic areas as allowed by city, county, state, and federal law
- To use any set within 30 feet of any visible bait.
- To use a dirt hole set with bait unless the bait remains covered at all times to protect raptors and other meat-eating birds from being caught accidentally.
- To trap wolves within 200 yards of the perimeter of any designated dump or sanitary landfill.
- To use any part of a domestic or wild origin game bird, big game, upland game, game fish or protected nongame wildlife, or to use live animals as bait or an attractant. See the following exceptions.

Except it is legal:

- To trap wolves beyond 30 feet of a naturally killed big game species as long as the carcass is left undisturbed.
- To trap wolves beyond 30 feet of a legally-salvaged road kill. For more information and to complete the required form to legally-salvage road kill visit our website at <https://idfg.idaho.gov/species/roadkill> or call a Fish and Game office, see page 4.
- To trap wolves beyond 30 feet of a wolf carcass with hide removed.

Trapped gray wolves may be dispatched any time of day or night.

**Bait:** Bait for trapping is any animal parts; except bleached bones or liquid scent.

**Incidental Wolf Take:** Trappers who do not have wolf tags, but accidentally capture a wolf, must release the wolf uninjured and must report the capture to an Idaho Fish and Game employee within 5 days of release. If you have difficulty releasing the wolf, please contact Fish and Game immediately.

**Release of Non-Target Catches:** All-nontarget species caught alive shall be released immediately. **Non-target species are defined as any species caught for which the season is closed.** Please contact Fish and Game immediately if you catch a fisher, wolverine or lynx.


**Removing Trapped Animals of Another:** No person shall remove a gray wolf from the trap or snare of another.

**Tags for Traps:** All traps or snares, shall have attached to the snare or the chain of every trap, a metal tag bearing, in legible English, the name and current address of the trapper or a six-digit number assigned by Fish and Game.

For additional trapping rules, See the Upland Game, Furbearer & Turkey Seasons and Rules.

## Be a Proud Trapper by being a Good Representative of trapping.

Trappers are encouraged to use warning signs to inform recreational users that traps or snares are in the area. Trappers may print off copies of the signs from [idfg.idaho.gov](http://idfg.idaho.gov) and post them near their trap lines. Using warning signs is voluntary.



The sign is a courtesy of Idaho Fish and Game in cooperation with the Idaho Trapper's Association.

2017 - 2018 & 2018 - 2019 Wolf Hunting Seasons		
Units	Season Dates	Notes
1, 2, 3, 4, 4A, 5, 6, 7, 8, 8A, 9, 10A, 11, 11A, 13, 14, 15, 18	July 1 - June 30	<i>Private land only</i>
	Aug 1 - Mar 31	
16	July 1 - June 30	<i>Private land only</i>
	Aug 1 - Mar 31	<i>Hunting open in that portion of Unit 16 south of the Selway River only.</i>
	Aug 1 - June 30	<i>Hunting open in that portion of Unit 16 north of the Selway River only</i>
10, 12, 16A, 17, 19, 20	July 1 - June 30	<i>Private land only</i>
	Aug 1 - June 30	
20A, 26, 27	Aug 30 - June 30	
21, 28	Aug 30 - Mar 31	<i>Open outside designated wilderness only</i>
	Aug 30 - June 30	<i>Open inside designated wilderness only</i>
19A, 21A, 22, 23, 24, 25, 31, 33, 34, 35, 36, 36B, 38, 39, 40, 41, 42, 43, 44, 46, 48, 54, 55, 57, 60, 60A, 61, 62, 62A, 63, 63A, 64, 65, 67, 68, 68A, 71, 73A, 74	Aug 30 - Mar 31	
29, 30, 30A, 32, 32A, 36A, 37, 37A, 45, 47, 49, 50, 51, 52, 52A, 53, 56, 58, 59, 59A, 66, 66A, 69, 70, 72, 73, 75, 76, 77, 78	Aug 30 - Mar 31	<i>Motorized Hunting Rule Applies, See pages 102 - 104</i>

2017 - 2018 & 2018 - 2019 Wolf Trapping Seasons		
Units	Season Dates	Notes
1, 4A, 5, 10A, 14, 15, 16, 20A, 26, 27, 29, 36A, 37, 37A, 43, 44, 50, 51	Nov 15 - Mar 31	
2	Nov 15 - Mar 31	<i>Trapping open only in portion of Unit 2, See note 1, page 79.</i>
3	Nov 15 - Mar 31	<i>Trapping open only in portion of Unit 3, See note 2, page 79.</i>
4	Oct 10 - Nov 14	<i>Foothold traps only, Trapping open in that portion of Unit 4 within the North Fork of the Coeur d'Alene drainage upstream from Cataract Creek</i>
	Nov 15 - Mar 31	
6	Oct 10 - Nov 14	<i>Foothold traps only, Trapping open in that portion of Unit 6 within the North Fork of the St Joe River drainage.</i>
	Nov 15 - Mar 31	

## 2017 - 2018 & 2018 - 2019 Wolf Trapping Seasons

Units	Season Dates	Notes
7, 9	Oct 10 - Nov 14	<i>Foothold traps only</i>
	Nov 15 - Mar 31	
10, 12, 16A, 17, 19, 20	Oct 10 - Mar 31	
13, 18, 22	Nov 15 - Mar 15	<i>Private land only</i>
19A, 25	Nov 15 - Mar 15	
21, 21A, 30, 30A, 36B, 58, 59, 59A, 60, 60A, 61, 62, 62A, 64, 65, 67	Nov 15 - Mar 31	<i>Foothold traps only, EXCEPT snares may be used on private land only</i>
23	Nov 15 - Mar 15	<i>Foothold traps only, Trapping open only in portion of Unit 23, See note 3, page 79.</i>
24	Nov 15 - Mar 15	<i>Foothold traps only, Trapping open only in portion of Unit 24, See note 4, page 79.</i>
28	Nov 15 - Mar 31	<i>Foothold traps only, EXCEPT snares may be used on private land and in that portion of Unit 28 within designated wilderness</i>
36	Nov 15 - Mar 31	<i>Trapping open only in portion of Unit 36, See note 5, page 79, Foothold traps only, EXCEPT snares may be used on private land only</i>
39	Nov 15 - Mar 31	<i>Foothold traps only, That portion of Unit 39 within Ada County is closed</i>
45	Nov 15 - Mar 31	<i>Private land only</i>
8, 8A, 11, 11A, 31, 32, 32A, 33, 34, 35, 38, 40, 41, 42, 46, 47, 48, 49, 52, 52A, 53, 54, 55, 56, 57, 63, 63A, 66, 66A, 68, 68A, 69, 70, 71, 72, 73, 73A, 74, 75, 76, 77, 78	None	

WOLF

**Notes:**

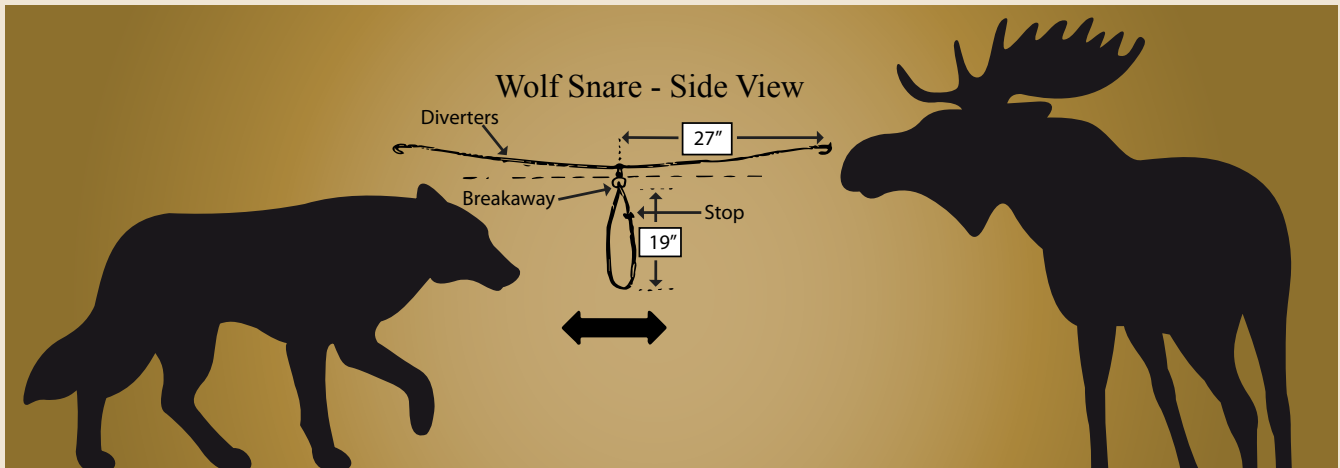
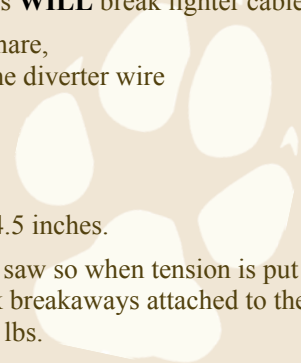
1. That portion of Unit 2 north of Highway 54 between Bayview and Spirit Lake, east of Highway 41 between Spirit Lake and Blanchard, and north of Blanchard Valley Road to the Idaho/Washington state line.
2. That portion of Unit 3 within the Little North Fork Coeur d' Alene River drainage.
3. Trapping open only in the following portions of Unit 23: Open in that portion of Unit 23 west of U.S. Highway 95 and north of the Smoky Boulder Road. Also open within that portion of Unit 23 east of U.S. Highway 95 that is within Idaho County and outside the National Forest System boundary.
4. Trapping open on **private land only** in that portion of Unit 24 within the following boundary: beginning north of Cascade at the junction of State Highway 55 and Warm Lake road, then north on Highway 55 to West Roseberry Road, then west on West Roseberry Road to Norwood Road, then south on Norwood road to Tamarack Falls Road, then west on Tamarack Falls Road to West Mountain Road, then north on West Mountain Road to Forest Service Road 186, then northwest on Forest Service Road 186 to No Business Saddle, then south along the Unit 24/32A unit boundary to the intersection of the Unit 24/32A/33 unit boundaries at Smith's Ferry, then north along the Unit 24/33/25 boundary to the North Fork Gold Fork River, then downstream on the North Fork Gold Fork River to State Highway 55, then south on State Highway 55 to the point of beginning.
5. That portion of Unit 36 north of State Highway 21 and north of State Highway 75 from Stanley to the east border of Unit 36.

## ATTENTION WOLF TRAPPERS:

Any person wishing to trap wolves must first participate in an Idaho wolf trapper education/certification course. Snares must be equipped with diverters and either a breakaway device or a stop within the snare loop.

### Research and experience has demonstrated that to operate effectively:

- **Snare Cable:** Snares should be constructed of at least 1x19, 7/64" cable; wolves **WILL** break lighter cable.
- **Diverters:** 11 gauge wire or heavier, 27 inches in length from each side of the snare, extending parallel to the ground on each side of the snare. A curl at the end of the diverter wire will reduce the potential of eye injury to any passing elk or moose.
- **I.D. Tag:** Trapper I.D. tags must be affixed to all snares and traps.
- **Stops:** Stops should be set a minimum of 10 inches from the lock. In areas where hound hunters are, you can set your stop or breakaway stop at 14.5 inches.
- **Breakaway Devices:** Cut Berkshire lock - sawing through the lock with a hack saw so when tension is put on the cable, the cable can slip out of the lock; opens at approximately 700 lbs. S-hook breakaways attached to the lock, or other commercially available breakaway device which break at less than 800 lbs.
- **A partially cut through cable is not a breakaway device!**



### A few precautions can help avoid conflicts with wolves and other large carnivores:

- After a big game animal is harvested, it is wise to retrieve and quarter the carcass immediately.
- If game meat must be left in the woods overnight, hang it if possible, or skin it and cover it with a breathable cloth game bag and leave articles of clothing at the site.
- Hang meat away from camp and stock so that if a large carnivore comes to investigate the scent, it does not scare stock.
- Hound hunters should look for recent wolf sign before turning dogs out on a bear or lion track.
- To prevent conflicts between hounds and wolves, some hound experts recommend that dogs be kept on a leash while tracking until the track gets fresh.
- Hounds should not be allowed to keep an animal treed for very long, as the sound of the hounds may attract wolves.

### Other Important Information for Wolf Hunters and Trappers:

- Radio-collared wolves provide important information. Biologists rely on radio collars to track wolf movements, monitor wolf activity, assess population status and to help determine future hunting opportunity.
- Hunters and trappers are required to return any radio collar when they present the skull and hide to Fish and Game.
- Within 72 hours of harvesting a wolf, hunters and trappers must report it at **1-855-648-5558**.
- Hunters and trappers must present hide and skull to a Fish and Game regional office within 10 days.
- Wolves and other canids are known carriers of a parasitic tapeworm that is linked to hydatid disease in humans. Hunters are encouraged to wear rubber gloves when skinning canids and avoid handling canid feces.

# Understanding Predation Management in Idaho

To fulfill its statutory responsibility, Idaho Fish and Game must efficiently and effectively manage all fish and wildlife, including predator species, to preserve, protect and perpetuate fish and wildlife for hunting, fishing and trapping.

When predation keeps game populations below objectives, and regulated harvest of predators is not adequate, a more aggressive approach, guided by a predation management plan is sometimes necessary.

## FIRST...

Idaho Fish and Game biologists study all the possible causes of declining game populations. They look at the quality and quantity of habitat, weather, the health and reproductive rate of the game animals, harvest levels and the impacts of predators. They then undertake the actions most likely to increase game numbers.

## MANAGEMENT OPTIONS INCLUDE:

- **Habitat Improvement** - In some cases, habitat improvement involves prescribed fire, noxious weed control and vegetative plantings to generate new growth and provide food and cover for game animals. Fish and Game also collaborates with federal and state agencies, counties and private landowners to promote similar habitat improvement activities.
- **Changes in Hunting Seasons** - If hunting pressure is the cause of a population not meeting management goals, wildlife managers may alter seasons or impose harvest quotas. This includes managing hunters using OHV's during hunting season to improve habitat effectiveness and reduce harvest vulnerability.
- **Liberalize Trapping/Hunting Regulations of Predators** - Hunting and trapping are important tools to manage predation. Where excess pressure from predators keeps game populations below objectives, managers offer longer seasons, higher bag limits, reduced tag prices or more opportunities to hunt or trap predators.

## THEN...

When evidence shows predators are limiting game populations, a predator management plan is developed and implemented.

## DIFFERENT STRATEGIES:

A single management approach is unlikely to satisfy everyone. Fish and Game uses different strategies in different parts of the state to provide for different values, demands, and circumstances. Fish and Game uses regulated hunting, fishing and trapping when feasible to resolve predator conflicts with people or reduce their impacts on game populations. Some situations, however, call for more direct control methods.

Predation control actions are used when regulated hunting, fishing, or trapping is not enough to reduce predator populations to resolve conflicts with people or reduce impacts on game populations.

## PREDATOR CONTROL ACTIONS MAY OCCUR:

- In areas where game populations are fragmented or isolated, or where introductions or transplants of potentially vulnerable wildlife have occurred.
- In areas where evidence shows predation to be a significant factor in game populations not meeting management goals.
- In wildlife management areas, especially those managed primarily to provide for production of species, critical winter range, and areas acquired and managed to help mitigate for wildlife losses elsewhere.

## NON-LETHAL ACTIONS USUALLY NOT FEASIBLE

A variety of nonlethal predator controls have been tried, including capturing and relocating bears, mountain lions and wolves. Despite some successes, removing live animals for release in habitats already occupied by the same species often creates additional problems. These and other non-lethal techniques are difficult and generally ineffective when predators are limiting game populations. Fish and Game considers the costs and potential benefits before starting a control action.

## THE GOAL:

### Reduction Not Elimination

Predator control often involves removal of animals, but the intent is not to eliminate predators. The long-term intent is to reduce predator numbers enough to allow increased game numbers and harvest opportunities, and to maintain viable populations of all wildlife.

Controversy will always surround predation management. It is complex and involves balancing diverse interests using biological and social considerations. Left unmanaged, predators and prey are likely to cause private property damage and have significant economic impacts. Unmanaged wildlife populations can also result in increased disease transmission, declines in habitat, food sources, and reduction of hunting, fishing and trapping opportunities.

## LONG-TERM WILDLIFE HEALTH:

Fish and Game has a 75-year history of managing predator and game species. Populations of bears, mountain lions, wolves, mule and white-tailed deer, elk, moose, turkeys, and many other species are higher today than 75 years ago. The agency will continue to manage all Idaho's wildlife, with healthy populations, sustainable harvests and conservation as our guiding principles.

Predation management actions will be based on the best available scientific information. Predators will be managed to minimize adverse impacts on other wildlife populations, minimize conflicts, and to ensure Idahoans continue to have healthy game populations for hunting, fishing, trapping and viewing.

Want to know more? Visit the Idaho Fish and Game website at [idfg.idaho.gov](http://idfg.idaho.gov)