



2019-2020 & 2020-2021 GRAY WOLF HUNTING & TRAPPING SEASONS & GENERAL RULES

WOLF

General Rules

Evidence of Sex: Must be left attached to the hide of any wolf taken. External evidence of sex (scrotum, penis, or testicles for males, or vulva for females) must be left naturally attached to the hide until the mandatory check requirement has been satisfied. Either sex may be taken.

Tags: No person may take more wolves than the number for which he or she possesses legal tags. Tags must be validated and securely attached immediately upon killing a wolf.

Big Game Feeding Sites: It is unlawful to hunt, trap or pursue wolves within one-half mile of any active Idaho Fish and Game big game feeding site.

Weapons Restrictions: Same as for other big game animals, see page 100. Except it is legal to dispatch a trapped gray wolf with a rimfire rifle, rimfire handgun or muzzle-loading handgun.

Electronic Calls: Electronic calls may be used to attract wolves for the purpose of harvest.

Telemetry: It is unlawful to take wolves with the aid of radio-telemetry.

Dogs: Use of dogs to attract or pursue wolves is prohibited.

Retrieving Meat: Hunters and trappers are not required to retrieve meat from a harvested wolf. For tips on skinning a wolf, contact a regional Fish and Game office, see page 4.

Wolves with Radio Collars: Biologists use radio collars to monitor wolf activity, assess population status and help determine future hunting opportunity. Hunters and trappers are required to return any radio collars when they check in their wolves.

Mandatory Check and Report: Any hunters or trapper killing a gray wolf must, **within 10 days of date of kill:**

- Present the skull and hide to an Idaho Fish and Game regional office or a Fish and Game conservation officer for removal and retention of a premolar tooth and to have the hide tagged with an official state export tag. No person, who does not possess a fur buyer or taxidermist license with appropriate import documentation, shall have, **except during the open season and for 10 days after the close of the season, any raw gray wolf pelt that does not have an official state export tag attached (either Idaho's or another state's official export documentation).**
- A hunter or trapper may authorize another person to comply with the mandatory report, provided that person has enough information to accurately complete the necessary form. Proxy statement required, see page 102.
- **Please thaw your gray wolf hide and skull before bringing it in for tagging. Staff members may not be able to check a frozen hide or skull.**

Fish and Game's headquarters office is not equipped to check in wolves. In the Boise area, these animals can be checked Monday through Friday, at the Fish and Game



regional office in Nampa, 15950 N Gate Blvd (after June 2019) 208-465-8465, between 8 a.m. and 5 p.m. or by appointment at the Garden City facility, 109 W. 44th St., 208-327-7095.

Nonresident Deer or Elk tags: A nonresident deer or elk tag, excluding Nonresident Junior Mentored/DAV deer and elk tags, may be used to tag a black bear, mountain lion or gray wolf, see page 112 for details.

Wolf Hunting and Trapping Tags

Wolf Hunters: The statewide hunter harvest limit is 5 wolves per calendar year. An additional 5 wolves (for a total of 10) may be taken by hunters in the Panhandle, Clearwater, Upper Snake, and Salmon Regions, see pages 84-85 for map of Regions.

Certified Wolf Trappers: The statewide trapper harvest limit is 5 wolves per trapping season. An additional 5 wolves (for a total of 10) may be taken by trappers in the Panhandle, Clearwater, Upper Snake, and Salmon Regions, see pages 84-85 for map of Regions. Certified wolf trappers may use either a wolf hunting or trapping tag on any legally taken wolf when both hunting and trapping seasons are open in a unit.

Please note that gray wolf trapping tags are valid for the entire trapping season, and expire on June 30 of that trapping year. Gray wolf hunting tags, however, are valid only for a single calendar year and expire on December 31 of that year.

Can a trapper use a wolf hunting tag on a trapped wolf?

A person possessing a valid trapping license, with a Wolf Trapper Education course validation, may use a valid wolf hunting tag on a trapped wolf, as long as the trapping occurs in a unit that has open wolf hunting and trapping seasons.

Can a trapper use a wolf trapping tag on a wolf not restrained by a trap?

A person possessing a valid trapping license, with a Wolf Trapper Education course validation, may use a valid wolf trapping tag to harvest a wolf not restrained by a trap, as long as they also possess a valid hunting license and there is an open hunting and trapping season in the unit.

Harvest of trapped wolves and harvest of wolves not restrained by traps must comply with all wolf trapping and hunting rules, methods of take, and harvest reporting requirements.

Wolf Hunting Rules

Bait: Hunting big game over bait is illegal, except for black bears. Wolves may be taken incidentally to bear baiting. It is unlawful to hunt wolves within 200 yards of the perimeter of any designated dump or sanitary landfill.

Wolf Trapping Rules

A person must attend a wolf trapper education class and have a valid trapping license before trapping for wolves. Information on Wolf trapper classes is posted on the Fish and Game at idfg.idaho.gov/hunt/education.

Trappers must check traps at least every 72 hours.

Methods of take: Ground sets are the only legal set allowed for trapping gray wolves. Ground sets are defined as any foothold trap, body-gripping trap or snare originally set in or on the land, including any traps elevated up to a maximum of 36 inches above the natural ground level. Snares must be equipped with diverters and either a break-away device or a stop within the snare loop, see page 82. The inside jaw spread of foot-hold traps must not exceed nine (9) inches.

It is unlawful:

- To place any ground set on, across, or within ten (10) feet of the edge of any maintained unpaved public trail.
- To place any ground set on, across, or within any public highway; EXCEPT ground sets may be placed underneath bridges and within and at culverts that are part of a public highway right-of-way.
- To place any ground set incorporating snare, trap, or attached materials within three hundred (300) feet of any designated public campground, trailhead, paved trail, or picnic area. Cage or box live traps are permitted within three hundred (300) feet of designated public campgrounds, trailheads, paved trails, or picnic areas as allowed by city, county, state, and federal law
- To use any set within 30 feet of any visible bait.
- To use a dirt hole set with bait unless the bait remains covered at all times to protect raptors and other meat-eating birds from being caught accidentally.
- To trap wolves within 200 yards of the perimeter of any designated dump or sanitary landfill.
- To use any part of a domestic or wild origin game bird, big game, upland game, game fish or protected nongame wildlife, or to use live animals as bait or an attractant. See the following exceptions.

Except it is legal:

- To trap wolves beyond 30 feet of a naturally killed big game species as long as the carcass is left undisturbed.
- To trap wolves beyond 30 feet of a legally-salvaged road kill. For more information and to complete the required form to legally-salvage road kill visit our website at idfg.idaho.gov/species/roadkill or call a Fish and Game office, see page 4.
- To trap wolves beyond 30 feet of a wolf carcass with hide removed.

Trapped gray wolves may be dispatched any time of day or night.

Bait: Bait for trapping is any animal parts; except bleached bones or liquid scent.

Incidental Wolf Take: Trappers who do not have wolf tags, but accidentally capture a wolf, must release the wolf uninjured and must report the capture to an Idaho Fish and Game employee within 5 days of release. If you have difficulty releasing the wolf, please contact Fish and Game immediately.

Release of Non-Target Catches: All-nontarget species caught alive shall be released immediately. **Non-target species are defined as any species caught for which the season is closed.** Please contact Fish and Game immediately if you catch a fisher, wolverine or lynx.

Removing Trapped Animals of Another: No person shall remove a gray wolf from the trap or snare of another.

Tags for Traps: All traps or snares, shall have attached to the snare or the chain of every trap, a metal tag bearing, in legible English, the name and current address of the trapper or a six-digit number assigned by Fish and Game.

For additional trapping rules, See the Upland Game, Furbearer & Turkey Seasons and Rules.

Be a Proud Trapper by being a Good Representative of trapping.

Trappers are encouraged to use warning signs to inform recreational users that traps or snares are in the area. Trappers may print off copies of the signs from idfg.idaho.gov/trap and post them near their trap lines. Using warning signs is voluntary.



The sign is a courtesy of Idaho Fish and Game in cooperation with the Idaho Trapper's Association.

2019 - 2020 & 2020 - 2021 Wolf Hunting Seasons

Units	Season Dates	Notes
1, 2, 3, 4, 4A, 5, 6, 7, 8, 8A, 9, 10A, 11, 11A, 13, 14, 15, 18	July 1 - June 30	<i>Private land only</i>
	Aug 1 - Mar 31	
10, 12, 16, 16A, 17, 19, 20	July 1 - June 30	<i>Private land only</i>
	Aug 1 - June 30	
20A, 26, 27	Aug 30 - June 30	
21, 28	July 1 - June 30	<i>Private land only</i>
	Aug 30 - June 30	
19A, 23, 25, 33, 34, 35, 39, 43, 44, 48, 60, 60A, 61, 62, 62A, 63, 63A, 64, 65, 67	Aug 30 - Apr 30	
21A, 22, 24, 31, 36	July 1 - June 30	<i>Private land only</i>
	Aug 30 - Apr 30	
29, 30, 30A, 32, 32A, 36A, 36B, 37, 37A	July 1 - June 30	<i>Private land only, Motorized Hunting Rule Applies, See Pages 104 - 106</i>
	Aug 30 - Apr 30	<i>Motorized Hunting Rule Applies, See Pages 104 - 106</i>
38, 40, 41, 42, 46, 54, 55, 57, 68, 68A, 71, 73A, 74	Aug 30 - Mar 31	
45, 49, 50, 51, 52, 58, 59, 59A, 66, 66A, 69, 76	Aug 30 - Apr 30	<i>Motorized Hunting Rule Applies, See Pages 104 - 106</i>
47, 52A, 53, 56, 70, 72, 73, 75, 77, 78	Aug 30 - Mar 31	<i>Motorized Hunting Rule Applies, See Pages 104 - 106</i>

IDAHO'S MANDATORY TRAPPER EDUCATION COURSE

— New law took effect July 1, 2018 —

Idaho trappers who purchase their first trapping license after June 30, 2011 are now required to attend a mandatory trapper education course before they can purchase an Idaho trapping license. Course is a mixture of classroom instruction and field experience.

- Learn the best tools, methods, and locations for safe and responsible trapping to avoid catching non-target animals, as well as how to minimize impacts on others.
- Cost at regional office: \$8.00
Online Cost: \$9.75

For more information please visit:
idfg.idaho.gov/trap or contact your
nearest Fish and Game office.



Photo ©Ed Glazar & ©Times-News



2019 - 2020 & 2020 - 2021 Wolf Trapping Seasons

Units	Season Dates	Notes
1	Nov 15 - Mar 31	
2	Oct 10 - Nov 14	<i>Foothold traps only, Trapping open only in portion of Unit 2 north of Highway 53</i>
	Nov 15 - Mar 31	<i>Trapping open only in portion of Unit 2 north of Highway 53</i>
3	Oct 10 - Nov 14	<i>Foothold traps only, Trapping open only in portion of Unit 3, See note 1, page 81</i>
	Nov 15 - Mar 31	<i>Trapping open only in portion of Unit 3, See note 1, page 81</i>
4, 4A, 5, 8, 8A, 10A, 11, 11A, 13, 14, 15, 16, 18, 19A, 20A, 21, 21A, 22, 24, 25, 26, 27, 28, 29, 30, 30A, 31, 32, 32A, 33, 34, 35, 36, 36A, 36B, 37, 37A, 43, 44, 50, 51, 58, 59, 59A, 60A, 64, 65, 66, 67, 69	Oct 10 - Nov 14	<i>Foothold traps only</i>
	Nov 15 - Mar 31	
6	Sep 10 - Oct 9	<i>Foothold traps only, Trapping open only in that portion of Unit 6 within the North Fork of the St Joe River drainage.</i>
	Oct 10 - Nov 14	<i>Foothold traps only</i>
	Nov 15 - Mar 31	
7, 9	Sep 10 - Nov 14	<i>Foothold traps only</i>
	Nov 15 - Mar 31	
10, 12, 16A, 17, 19, 20	Oct 10 - Mar 31	
23	Nov 15 - Mar 31	<i>Foothold traps only, Trapping open only in portion of Unit 23, See note 2, page 81</i>
38, 40, 41, 42, 46, 47, 52, 52A, 53, 54, 55, 56, 57, 63, 63A, 66A, 68, 68A, 70, 71, 72, 73, 73A, 74, 75, 76, 77, 78	Oct 10 - Mar 31	<i>Private land only</i>
39	Oct 10 - Nov 14	<i>Foothold traps only, That portion of Unit 39 within Ada County is closed, Trapping open in that portion of Unit 39 within Boise and Elmore Counties only</i>
	Nov 15 - Mar 31	<i>That portion of Unit 39 within Ada County is closed, Trapping open in that portion of Unit 39 within Boise and Elmore Counties only</i>
45	Oct 10 - Mar 31	<i>Foothold traps only, EXCEPT snares may be used on Private land only</i>
60, 61, 62, 62A	Nov 15 - Mar 31	<i>Foothold traps only, EXCEPT snares may be used on Private land only</i>
48, 49	None	

WOLF

Notes:

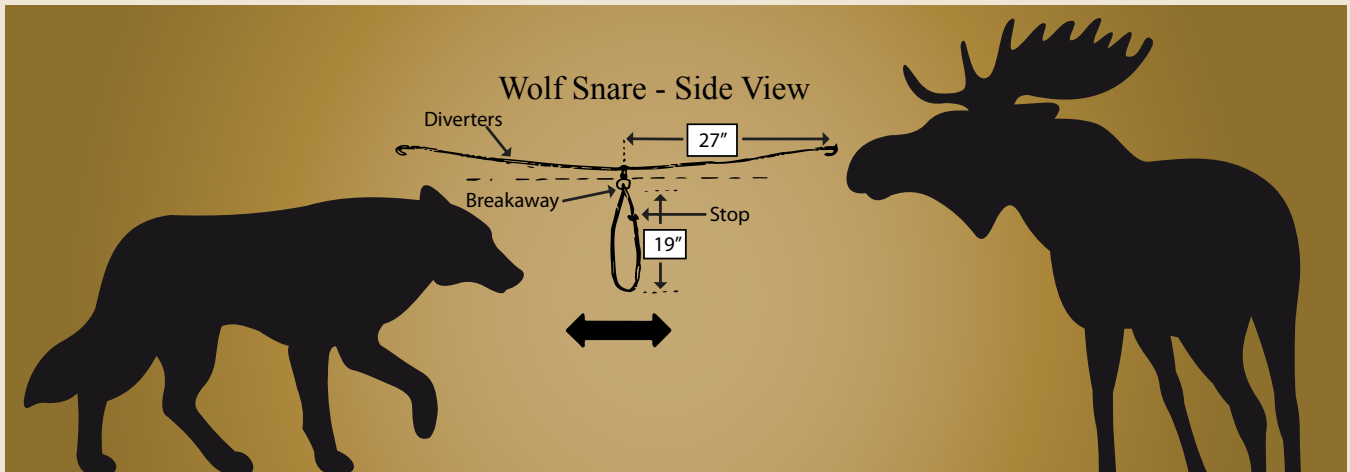
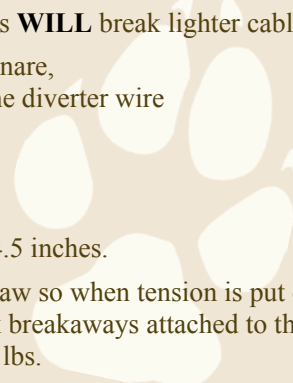
1. That portion of Unit 3 within the Little North Fork Coeur d'Alene River drainage.
2. Trapping open only in the following portions of Unit 23: Open in that portion of Unit 23 west of U.S. Highway 95 and north of the Smoky Boulder Road. Also open within that portion of Unit 23 east of U.S. Highway 95 that is within Idaho County and outside the National Forest System boundary.

ATTENTION WOLF TRAPPERS:

Any person wishing to trap wolves must first participate in an Idaho wolf trapper education/certification course. Snares must be equipped with diverters and either a breakaway device or a stop within the snare loop.

Research and experience has demonstrated that to operate effectively:

- **Snare Cable:** Snares should be constructed of at least 1x19, 7/64" cable; wolves **WILL** break lighter cable.
- **Diverter:** 11 gauge wire or heavier, 27 inches in length from each side of the snare, extending parallel to the ground on each side of the snare. A curl at the end of the diverter wire will reduce the potential of eye injury to any passing elk or moose.
- **I.D. Tag:** Trapper I.D. tags must be affixed to all snares and traps.
- **Stops:** Stops should be set a minimum of 10 inches from the lock. In areas where hound hunters are, you can set your stop or breakaway stop at 14.5 inches.
- **Breakaway Devices:** Cut Berkshire lock-sawing through the lock with a hack saw so when tension is put on the cable, the cable can slip out of the lock; opens at approximately 700 lbs. S-hook breakaways attached to the lock, or other commercially available breakaway device which break at less than 800 lbs.
- **A partially cut through cable is not a breakaway device!**



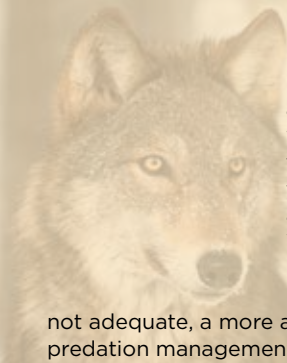
A few precautions can help avoid conflicts with wolves and other large carnivores:

- After a big game animal is harvested, it is wise to retrieve and quarter the carcass immediately.
- If game meat must be left in the woods overnight, hang it if possible, or skin it and cover it with a breathable cloth game bag and leave articles of clothing at the site.
- Hang meat away from camp and stock so that if a large carnivore comes to investigate the scent, it does not scare stock.
- Hound hunters should look for recent wolf sign before turning dogs out on a bear or lion track.
- To prevent conflicts between hounds and wolves, some hound experts recommend that dogs be kept on a leash while tracking until the track gets fresh.
- Hounds should not be allowed to keep an animal treed for very long, as the sound of the hounds may attract wolves.

Other Important Information for Wolf Hunters and Trappers:

- Radio-collared wolves provide important information. Biologists rely on radio collars to track wolf movements, monitor wolf activity, assess population status and to help determine future hunting opportunity.
- Hunters and trappers are required to return any radio collar when they present the skull and hide to Fish and Game.
- Hunters and trappers must present hide and skull to a Fish and Game regional office within 10 days.
- Wolves and other canids are known carriers of a parasitic tapeworm that is linked to hydatid disease in humans. Hunters are encouraged to wear rubber gloves when skinning canids and avoid handling canid feces.

Understanding Predation Management in Idaho



To fulfill its statutory responsibility, Idaho Fish and Game must efficiently and effectively manage all fish and wildlife, including predator species, to preserve, protect and perpetuate fish and wildlife for hunting, fishing and trapping.

When predation keeps game populations below objectives, and regulated harvest of predators is not adequate, a more aggressive approach, guided by a predation management plan is sometimes necessary.

FIRST...

Idaho Fish and Game biologists study all the possible causes of declining game populations. They look at the quality and quantity of habitat, weather, the health and reproductive rate of the game animals, harvest levels and the impacts of predators. They then undertake the actions most likely to increase game numbers.

MANAGEMENT OPTIONS INCLUDE:

- **Habitat Improvement** - In some cases, habitat improvement involves prescribed fire, noxious weed control and vegetative plantings to generate new growth and provide food and cover for game animals. Fish and Game also collaborates with federal and state agencies, counties and private landowners to promote similar habitat improvement activities.
- **Changes in Hunting Seasons** - If hunting pressure is the cause of a population not meeting management goals, wildlife managers may alter seasons or impose harvest quotas. This includes managing hunters using OHV's during hunting season to improve habitat effectiveness and reduce harvest vulnerability.
- **Liberalize Trapping/Hunting Regulations of Predators** Hunting and trapping are important tools to manage predation. Where excess pressure from predators keeps game populations below objectives, managers offer longer seasons, higher bag limits, reduced tag prices or more opportunities to hunt or trap predators.

THEN...

When evidence shows predators are limiting game populations, a predator management plan is developed and implemented.

DIFFERENT STRATEGIES:

A single management approach is unlikely to satisfy everyone. Fish and Game uses different strategies in different parts of the state to provide for different values, demands, and circumstances. Fish and Game uses regulated hunting, fishing and trapping when feasible to resolve predator conflicts with people or reduce their impacts on game populations. Some situations, however, call for more direct control methods.

Predation control actions are used when regulated hunting, fishing, or trapping is not enough to reduce

predator populations to resolve conflicts with people or reduce impacts on game populations.

PREDATOR CONTROL ACTIONS MAY OCCUR:

- In areas where game populations are fragmented or isolated, or where introductions or transplants of potentially vulnerable wildlife have occurred.
- In areas where evidence shows predation to be a significant factor in game populations not meeting management goals.
- In wildlife management areas, especially those managed primarily to provide for production of species, critical winter range, and areas acquired and managed to help mitigate for wildlife losses elsewhere.

NON-LETHAL ACTIONS USUALLY NOT FEASIBLE

A variety of nonlethal predator controls have been tried, including capturing and relocating predators. Despite some successes, removing live animals for release in habitats already occupied by the same species often creates additional problems. These and other non-lethal techniques are difficult and generally ineffective when predators are limiting game populations. Fish and Game considers the costs and potential benefits before starting a control action.

THE GOAL:

Reduction Not Elimination

Predator control often involves lethal removal of animals, but the intent is not to eliminate predators. The long-term intent is to reduce predator numbers enough to allow increased game numbers and harvest opportunities, and to maintain viable populations of all wildlife. Controversy will always surround predation management. It is complex and involves balancing diverse interests using biological and social considerations. Left unmanaged, predators and prey are likely to cause private property damage and have significant economic impacts. Unmanaged wildlife populations can also result in increased disease transmission, declines in habitat, food sources, and reduction of hunting, fishing and trapping opportunities.

LONG-TERM WILDLIFE HEALTH:

Fish and Game has a 75-year history of managing predator and game species. Populations of bears, mountain lions, wolves, mule and white-tailed deer, elk, moose, turkeys, and many other species are higher today than 75 years ago. The agency will continue to manage all Idaho's wildlife, with healthy populations, sustainable harvests and conservation as our guiding principles.

Predation management actions will be based on the best available scientific information. Predators will be managed to minimize adverse impacts on other wildlife populations, minimize conflicts, and to ensure Idahoans continue to have healthy game populations for hunting, fishing, trapping and viewing.

Want to know more? Visit the Idaho Fish and Game website at idfg.idaho.gov