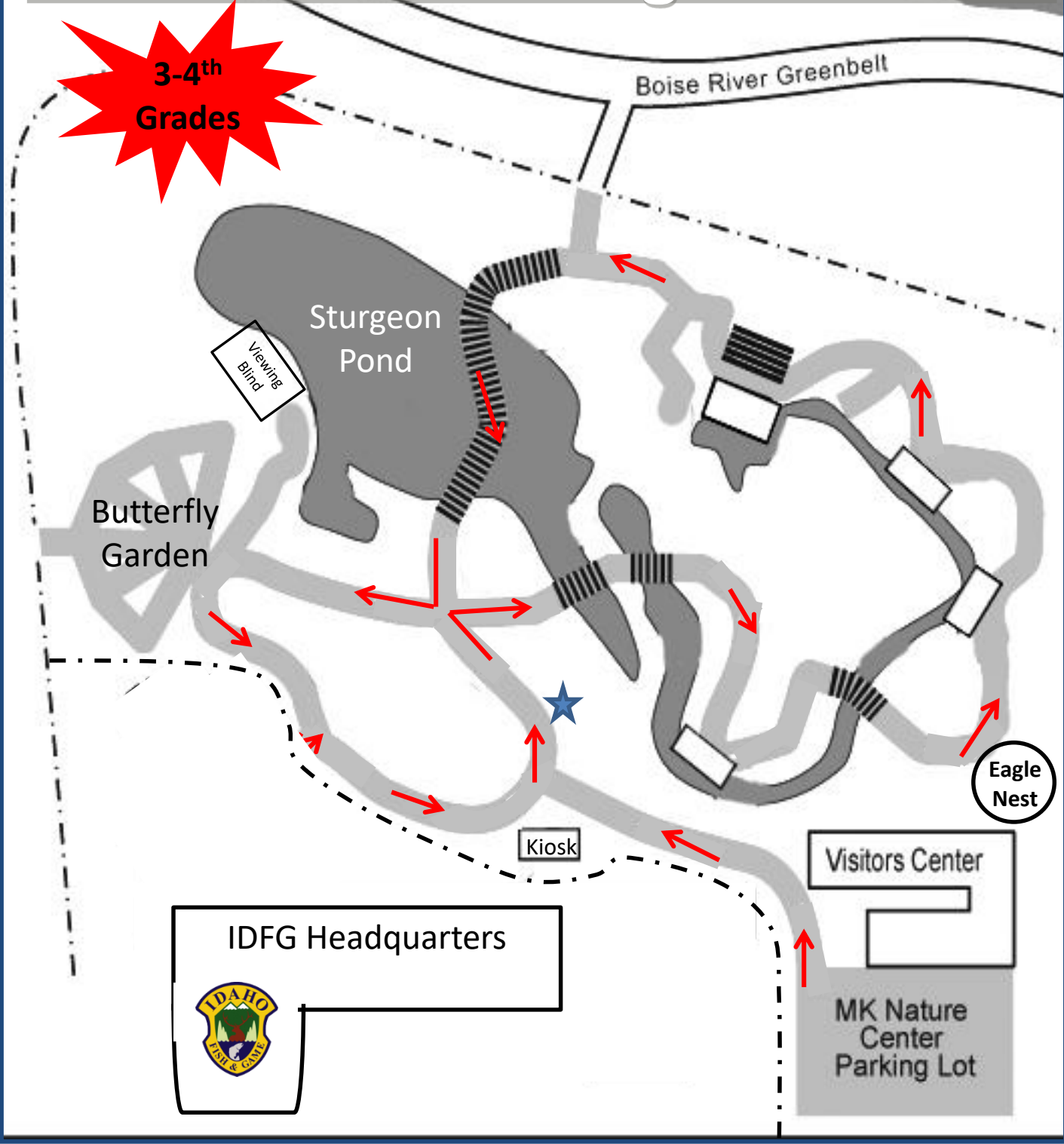




You can start anywhere, but the first question is starred.

MKNC Scavenger Hunt

**3-4th
Grades**







MK Nature Center Scavenger hunt for 3-4th graders



Find a sign, read it and then answer the question. Not all the signs at the Nature Center will be in this scavenger hunt. The questions will be in order as you walk around the nature center. You can start anywhere but the star on the map will be question #1.



1. Read the sign. From where you are standing, can you see signs of animals? If so, what is it? If not, keep looking and write or draw it here when you find it.




Read the sign: Then move to the first bridge and look down. Usually, there are no fish here. Fish need food, water, shelter and space for habitat. What do fish NOT have here?(circle 1 or more)

- Food?
- Water?
- Shelter?
- Space?



4. Read the sign. Look through the window. What object in the water is giving fish the shelter they need?

Name at least 2 animals at the nature center that would eat a fish.



5. Read the sign. Draw something you see on the Petroglyph by the water . What do you think it means?



5. Read the sign. Look at the bubbles in the window. How are those bubbles being made ?

Draw one thing that wild trout will eat →
(look at the sign)



5. When you get to this window (the largest viewing window), take a look at the fish. Then sit down and list some interesting things that you:

SEE:

SMELL:

FEEL:

HEAR:



6. Read the sign. How do hawks and owls live in the same habitat without fighting over food?



7. Take a seat on the sturgeon bench before you go on the long bridge. Are you as big as a sturgeon? When you go on the bridge, circle the items you see from the list below:

- Sturgeon
- Trout
- Duck
- Goose

- Beaver dam
- Trash
- Animal scat (poop)
- An animal shelter

- Water that is moving
- Water that is still
- Crayfish




8. Read the sign. Write down the fact that you think is really awesome. Why do you think it is so amazing?



9. Read the sign: From the list of animals on the sign, which ONE can make a hole (cavity) in a dead tree?

What might happen to the other animals who *use cavities*... if the animal who *makes the cavities* leaves the habitat?



10.. Read the sign: Every animal in nature has a job. It is called a “niche.” What is a worm’s niche/job in nature? (hint: there is more than one correct answer).

11.. Behind you (as you are facing the worm sign) and off to your right a little, you will see a shelter. Crawl inside.

Is it warmer or colder inside the shelter?

Who do you think made the shelter?

Name an animal you think would use this shelter.