

Turkey Tactics

*modified activity



Materials and Prep

- One brown paper bag for each student folded down from edges and made into a "nest"
- Six tokens for each student to represent eggs (these could be candy treats or Styrofoam peanuts)
- Signs to mark predators: hunter, bobcat, snake, raccoon, great horned owl (Ask for PowerPoint with photos - lori.adams@idfg.idaho.com)
- Five blankets, rugs or signs to represent the predators' dens
- Three signs to mark toms
- Hunter vest & flagging (optional)
- Tokens for food & water (these can be paper tokens or poker chips)
- One soft, squishy ball

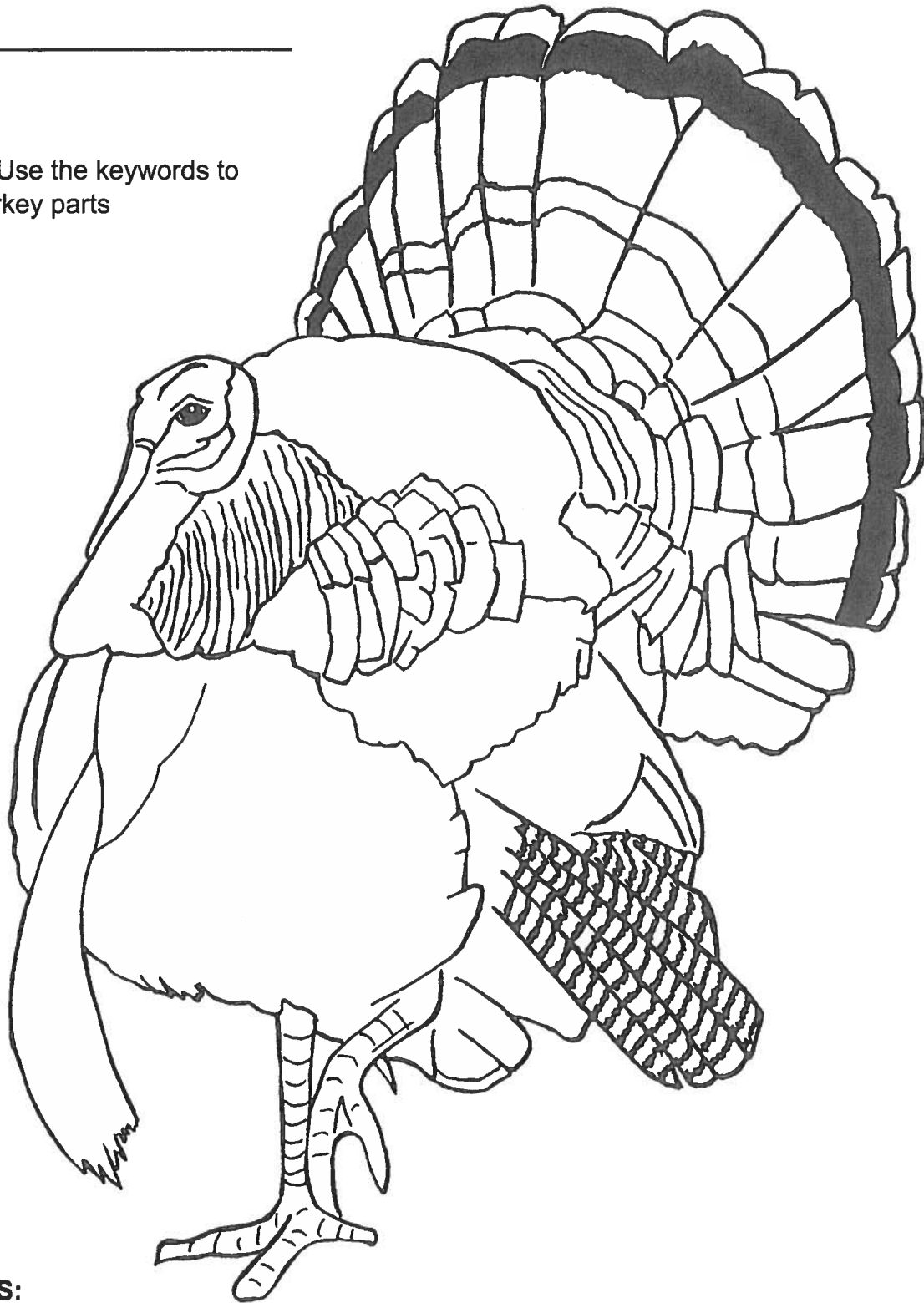
Procedure

1. Discuss wild turkey behaviors, habitat and predators. Share books with students.
2. Tell the students that they will be experiencing life as turkeys and turkey predators.
3. Place the food and water tokens in separate areas within your playing area.
4. Give each student a paper sack. Have the students form the sack into a nest shape and give them six tokens to represent eggs. Have the students place their nests anywhere they would like within the playing area.
5. Explain to the students that they are hens during the nesting season. They must leave their nests to eat and drink but must protect themselves and their eggs as much as possible.
6. For the first run through of the activity, all students are hens getting food and water. Everyone starts the day on their nest with a clutch of six eggs. Hens must leave the nest to get one food or water token at a time. Each hen will need four tokens (three food & one water) to survive.
7. Now it gets tricky! Have all players sit on nests to listen to directions. Choose eight of the hens to play different roles. Select six students to be predators: human/hunter, bobcat, snake, raccoon, and great horned owl. Give the predators signs telling what they are and a blanket, rug or sign to represent their dens or camp for the hunter. Give the hunter a small, soft ball. Have the predators place their dens anywhere around the playing perimeter. The bobcat and great horned owl can run to catch the hens. They must tag them and take them back to their dens (or nests) one at a time. When the hens are away from their nests gathering food, the raccoon and the snake can take turkey eggs one at a time back to their dens. The hunter can only hunt toms. He or she must hit the tom with the ball below the waist. Once hit, the hunter must take the turkey back to his or her camp and wrap it twice in orange flagging for safety and marking. The hunter must then jump up and down 15 times before going out to hunt again.
8. Select three students to play tom turkeys. The toms' roles are to try to get the hens' attention by ruffling feathers (waving arms) and strutting (walking back and forth with chests thrust forward) thus getting in the predators' way. They also must be collecting food and water, just like the hens.
9. Play for about five minutes. Note how many hens and eggs survived. Was it easy for the predators? Was it easy for the hunter? Was it easy for the hens and toms? Discuss. Play again with a smaller habitat. What does this do for each of the roles?
10. After the activity, talk with the students about what's realistic with the activity and what's not. Some of the things that are not: toms usually aren't trying to get the hens' attention when the hens are nesting; hens will lay more than six eggs; toms don't fend off predators; predators will not usually take their prey back to their dens; snakes and raccoons might eat as many eggs as they can when the hen is away from nest.

Build a Turkey Activity Sheet

Name: _____

Directions: Use the keywords to label the turkey parts



KEYWORDS:

Beard

Breast Feathers

Caruncles

Coverts

Head crown

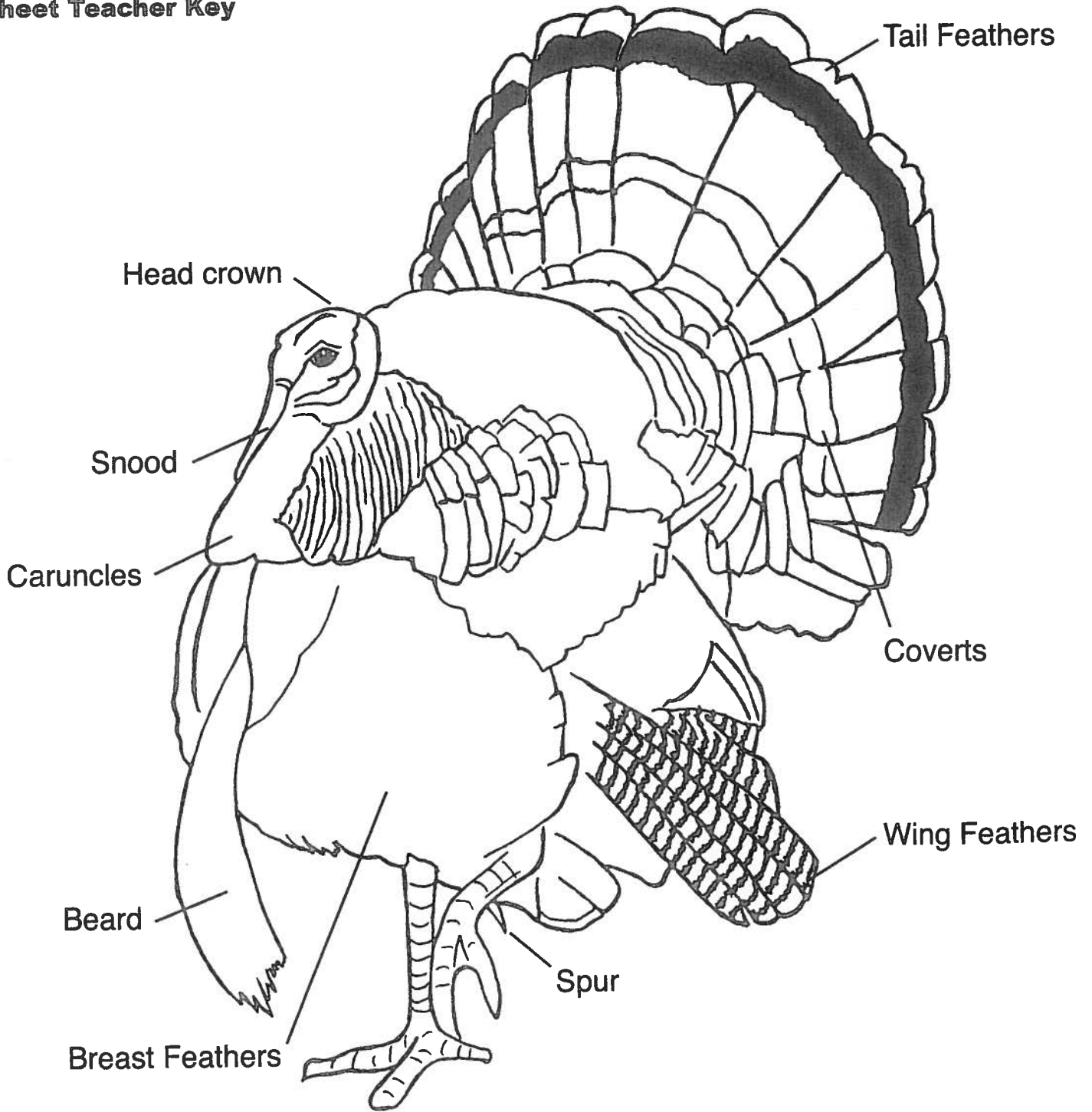
Snood

Spur

Tail Feathers

Wing Feathers

**Build a Turkey Activity
Sheet Teacher Key**



Color the Game Birds

Subject: Language Arts, Science and Art

Objectives:

Language Arts: Locate and gather information for a variety of purposes.

Sciences: Investigate the diversity of animals.

Materials:

- Wildlife Worksheet* Color the Game Birds of Idaho
- colored pencils

Procedure:

1. Give student the names of the following game birds to research: wild turkey, chukar, mountain quail, ring-necked pheasant, spruce grouse and sage grouse. During their research, they should be allowed to print (in color) a photo of the game bird.
2. Have them work in teams to research and share information.
3. Instruct students to color the game birds the proper colors.
4. Have students circle the birds that are native to Idaho. (mountain quail, spruce grouse and sage grouse). You could also have them research where the other birds came from. Wild turkeys – eastern & southwestern United States
Ring-necked pheasant – central and eastern Asia, China and Japan
Chukar Partridge – southern Asia
5. Review the terms native and non-native.

Wildlife Worksheet


Color the birds below. If you are unsure what color the birds are, use the internet and field guides to help you. When you're finished coloring, circle the birds that are native to Idaho.



WILD TURKEY
(Eastern + southwestern United States)



Chukar
(southern Asia)



Mountain Quail



Ring-Necked Pheasant
(central + eastern Asia)



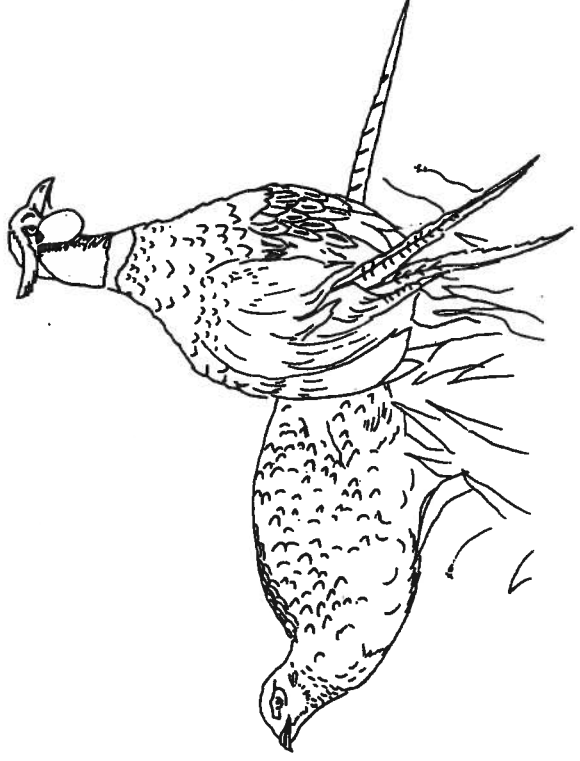
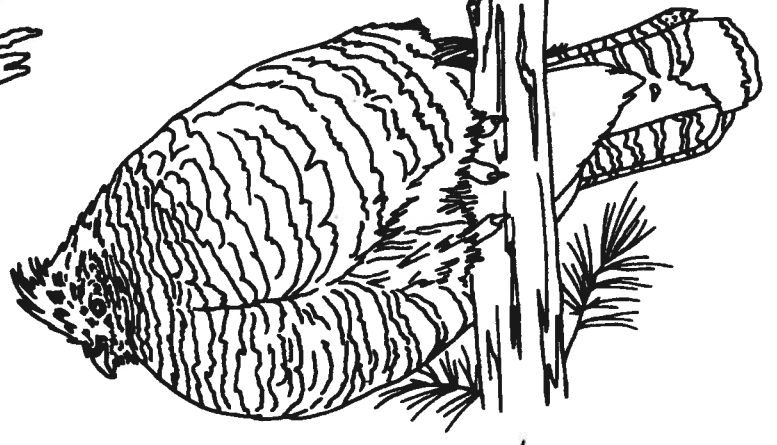

Spruce Grouse



Sage Grouse

Wildlife Worksheet

Color the birds below. If you are unsure what color the birds are, use the internet and field guides to help you. When you're finished coloring, circle the birds that are native to Idaho.




Wildlife Worksheet

Color the birds below. If you are unsure what color the birds are, use the internet and field guides to help you. When you're finished coloring, circle the birds that are native to Idaho.



WILD TURKEY


(Eastern + southwestern United States)



Chukar
(southern Asia)



Spruce Grouse



Mountain Quail



Sharp-shinned Grouse



Ring-necked Pheasant
(Central + eastern Asia)



Talking Turkey Poetry

Cinquain


Title (2 syllable)

Description of title (4 syllables)

Description of action (6 syllables)

Description of feeling (8 syllables)

Rename title (2 syllables)



Diamonte

1 noun

2 adjectives

3 "ing" words (participles) related to line 1

4 nouns (first 2 with line 1) (second 2 related to line 7)

3 "ing" words (related to line 7)

2 adjectives (related to line 7)

1 noun

Parts of Speech Poem


Noun

Adjective conjunction adjective

Verb conjunction verb

Adverb

Noun (rename title)



Free Verse
Your choice! Have fun doing your
own thing!

Shape poems are fun too! Can you draw a turkey?